



**PH TRADING LIMITED**  
PODDAR POINT, 'B' BLOCK, 10TH FLOOR,  
113, PARK STREET, KOLKATA - 700 016  
CIN No. : L51109WB1982PLC035011

Date: 12/01/2021

The Manager  
Listing Department  
**BSE Limited**  
Phirozejeejeebhoy Towers,  
Dala Street Mumbai -400001  
**Script Code : 512026**

Dear Sir/Madam,

Sub : Submission for Shareholding pattern under the regulation 31 of the SEBI (Listing Obligation and Disclosure Requirements) Regulations, 2015 for the quarter ended 31<sup>st</sup> December ,2020

We are submitting herewith our shareholding pattern as per regulation 31 of the SEBI (LODR) Regulation 2015, for the quarter ended 31<sup>st</sup> December ,2020 .

We request you to please take the above on record.

Yours faithfully,

For PH TRADING LIMITED  
**PH TRADING LIMITED**

*Vritti Todi Choudhary*  
**COMPLIANCE OFFICER**

Vritti Todi Choudhary  
Company Secretary and Compliance Officer

Encl: As above

(i) The Shareholding Pattern of the Company as per Clause 35 of the Listing Agreement as on 31.12.2020

Sr. No.	Name of Listed Entity: PH Trading Limited		
1.	Scrip Code/Name of Scrip/Class of Security: (CSE)/EQUITY 4975		
2.	Share Holding Pattern Filed under: Reg. 31(1)(a)/Reg. 31(1)(b)/Reg.31(1)(c)		
	a.	If under 31(1)(b) then indicate the report for Quarter ending 31 <sup>st</sup> December, 2020	
	b.	If under 31(1)(c) then indicate date of allotment/extinguishment	
3.	Declaration: The Listed entity is required to submit the following declaration to the extent of submission of information:-		
		Particulars	
			Yes* No*
1		Whether the Listed Entity has issued any partly paid up shares?	- No
2		Whether the Listed Entity has issued any Convertible Securities or Warrants?	- No
3		Whether the Listed Entity has any shares against which depository receipts are issued?	- No
4		Whether the Listed Entity has any shares in locked-in?	- No
5		Whether any shares held by promoters are pledge or otherwise encumbered?	- No
<p>* If the Listed Entity selects the option 'No' for the questions above, the columns for the partly paid up shares, Outstanding Convertible Securities/Warrants, depository receipts, locked-in shares, No of shares pledged or otherwise encumbered by promoters, as applicable, shall not be displayed at the time of dissemination on the Stock Exchange website. Also wherever there is 'No' declared by Listed Entity in above table the values will be considered as 'Zero' by default on submission of the format of holding of specified securities.</p>			

For PH TRADING LTD.  
*Varun Singh*  
 Director



Table I - Summary Statement holding of specified securities

Category	Category of shareholder	Nos. of shareholders	No. of fully paid up equity shares held	No. of Partly paid-up equity shares held	No. of shares underlying Depository Receipts	Total nos. shares held	Shareholding as a % of total no. of shares (calculated as per SCRR, 1957)	Number of Voting Rights held in each class of securities			No. of Shares	Shareholding, as a % assuming full conversion of convertible securities (as a % of diluted share capital)	Number of Locked in shares		Number of Shares pledged or otherwise encumbered		Number of equity shares held in dematerialised form		
								No of Voting Rights					Underlying Outstanding convertible securities	No. (a)	As a % of total Shares held (b)	No. (a)		As a % of total Shares held (b)	
								Total as a % of (A+B+C)	Class eg: X	Class eg: Y									Total
(I)	(II)	(III)	(IV)	(V)	(VI)	(VII) = (IV)+(V)+(VI)	(VIII) As a % of (A+B+C2)	(IX)			(X)	(XI) = (VII)+(X) As a % of (A+B+C2)	(XII)		(XIII)		(XIV)		
(A)	Promoter & Promoter Group	2	314950	0	0	314950	65.61	314950	0	314950	65.61	0	65.61	0	0	0	0	314950	
(B)	Public	36	165050	0	0	165050	34.39	165050	0	165050	34.39	0	34.39	0	0	0	0	44010	
(C)	Non Promoter - Non Public	0	0	0	0	0	0	0	0	0	0	0	0	0	0	0	0	0	
(C1)	Shares Underlying DRs	0	0	0	0	0	0	0	0	0	0	0	0	0	0	0	0	0	
(C2)	Shares Held By Employee Trust	0	0	0	0	0	0	0	0	0	0	0	0	0	0	0	0	0	
	Total	38	480000	0	0	480000	100.00	480000	0	480000	100.00	0	100.00	0	0	0	0	358960	

For PH TRADING LTD.

*(Signature)*

Director  
Director



Table II - Statement showing shareholding pattern of the Promoter and Promoter Group

Category & Name of the shareholders	PAN	Nos. of shareholders	No. of fully paid up equity shares held	Partly paid-up equity shares held	No. of shares underlying Depository Receipts	Total nos. shares held	Shareholding % calculated as per SCRR, 1957 As a % of (A+B+C 2)	Number of Voting Rights held in each class of securities			No. of Shares Underlying Outstanding convertible securities (including Warrants)	Shareholding, as a % assuming full conversion of convertible securities (as a % of diluted share capital)	Number of Locked in shares		Number of Shares pledged or otherwise encumbered		Number of equity shares held in dematerialised form		
								No of Voting Rights		Total as a % of (A+B+C)			No. (a)	As a % of total Shares held (b)	No. (a)	As a % of total Shares held (b)			
								Class eg: X	Class eg: y									Total	
								(I)	(II)	(III)			(IV)	(V)	(VI)	(VII) = (IV)+(V) + (VI)		(VIII) As a % of (A+B+C 2)	(IX)
1	Indian																		
(a)	Individuals / Hindu Undivided Family		1	290950	0	0	290950	60.61	290950	0	290950	60.61	0	60.61	0	0	0	0	290950
	AVISHEK HIMATSINGKA	AASPH1474M	1	290950	0	0	290950	60.61	290950	0	290950	60.61	0	60.61	0	0	0	0	290950
(b)	Central Government / State Government(s)		0	0	0	0	0	0	0	0	0	0	0	0	0	0	0	0	0

For PH TRADING LTD.

*Himatsingka*  
Director



Table II - Statement showing shareholding pattern of the Promoter and Promoter Group

Category & Name of the shareholders	PAN	Nos. of shareholders	No. of fully paid up equity shares held	Partly paid-up equity shares held	No. of shares under lying Depository Receipts	Total nos. shares held	Shareholding % calculated as per SCRR, 1957 As a % of (A+B+C 2)	Number of Voting Rights held in each class of securities			No. of Shares Underlying Outstanding convertible securities (including Warrants)	Shareholding, as a % assuming full conversion of convertible securities (as a % of diluted share capital)	Number of Locked in shares		Number of Shares pledged or otherwise encumbered		Number of equity shares held in dematerialised form		
								No of Voting Rights		Total as a % of (A+B+C)			No. (a)	As a % of total Shares held (b)	No. (a)	As a % of total Shares held (b)			
								Class eg: X	Class eg: Y									Total	
								(I)	(II)	(III)			(IV)	(V)	(VI)	(VII) = (IV)+(V)+(VI)		(VIII) As a % of (A+B+C 2)	(IX)
(c) Financial Institutions / Banks		0	0	0	0	0	0	0	0	0	0	0	0	0	0	0	0	0	
(d) Any Other (Specify)		0	0	0	0	0	0	0	0	0	0	0	0	0	0	0	0	0	
Bodies Corporate		1	24000	0	0	24000	5.00	24000	0	24000	5.00	0	5.00	0	0	0	0	0	24000
VARIABLE PLAZA PVT LIMITED	AAACV8935A	1	24000	0	0	24000	5.00	24000	0	24000	5.00	0	5.00	0	0	0	0	0	24000
Sub Total (A)(1)		2	314950	0	0	314950	65.61	314950	0	314950	65.61	0	65.61	0	0	0	0	0	314950
2 Foreign																			

For PH TRADING

*[Signature]*  
Director



Table II - Statement showing shareholding pattern of the Promoter and Promoter Group

Category & Name of the shareholders	PAN	Nos. of shareholders	No. of fully paid up equity shares held	Partly paid-up equity shares held	No. of shares underlying Depository Receipts	Total nos. shares held	Shareholding % calculated as per SCRR, 1957 As a % of (A+B+C 2)	Number of Voting Rights held in each class of securities			No. of Shares Underlying Outstanding convertible securities (including Warrants)	Shareholding, as a % assuming full conversion of convertible securities (as a % of diluted share capital)	Number of Locked in shares		Number of Shares pledged or otherwise encumbered		Number of equity shares held in dematerialised form	
								No of Voting Rights		Total as a % of (A+B+C )			No. (a)	As a % of total Shares held (b)	No. (a)	As a % of total Shares held (b)		
								Class eg: X	Class eg: y									Total
								(I)	(II)	(III)			(IV)	(V)	(VI)	(VII) = (IV)+(V)+(VI)		(VIII) As a % of (A+B+C 2)
(a) Individuals (Non-Resident Individuals / Foreign Individuals)		0	0	0	0	0	0.00	0	0	0	0.00	0	0.00	0	0	0	0	0
(b) Government		0	0	0	0	0	0.00	0	0	0	0.00	0	0.00	0	0	0	0	0
(c) Institutions		0	0	0	0	0	0.00	0	0	0	0.00	0	0.00	0	0	0	0	0
(d) Foreign Portfolio Investor		0	0	0	0	0	0.00	0	0	0	0.00	0	0.00	0	0	0	0	0
(e) Any Other (Specify)		0	0	0	0	0	0.00	0	0	0	0.00	0	0.00	0	0	0	0	0

For PH TRADING LTD.

*Manoj Singh*  
Director



Table II - Statement showing shareholding pattern of the Promoter and Promoter Group

Category & Name of the shareholders	PAN	Nos. of shareholders	No. of fully paid up equity shares held	Partly paid-up equity shares held	No. of shares underlying Depository Receipts	Total nos. shares held	Shareholding % calculated as per SCRR, 1957 As a % of (A+B+C2)	Number of Voting Rights held in each class of securities			No. of Shares Underlying convertible securities (including Warrants)	Shareholding, as a % assuming full conversion of dilutable securities (as a % of share capital)	Number of Locked in shares		Number of Shares pledged or otherwise encumbered		Number of equity shares held in dematerialised form	
								No of Voting Rights		Total as a % of (A+B+C)			No. (a)	As a % of total Shares held (b)	No. (a)	As a % of total Shares held (b)		
								Class eg: X	Class eg: y									Total
{I}	{II}	{III}	{IV}	{V}	{VI}	{VII} = {IV}+{V}+{VI}	{VIII} As a % of (A+B+C2)	{IX}			{X}	{XI} = {VII}+{X} as a % of (A+B+C2)	{XII}		{XIII}		{XIV}	
Sub Total (A){2}		0	0	0	0	0	0.00	0	0	0	0.00	0	0.00	0	0	0	0	0
Total Shareholding Of Promoter And Promoter Group (A) = (A){1}+(A){2}		2	314950	0	0	314950	65.61	314950	0	314950	65.61	0	65.61	0	0	0	0	314950

Details of Shares which remain unclaimed may be given here along with details such as number of shareholders, outstanding shares held in demat/unclaimed suspense account, voting rights which are frozen etc.

Note: (i) PAN would not be displayed on website of Stock Exchange(s).

(ii) The term 'Encumbrance' has the same meaning as assigned under regulation 28(3) of SEBI (Substantial Acquisition of Shares and Takeovers) Regulations, 2011.


For PH TRADING LTD.  
  
 Director



Table III - Statement showing shareholding pattern of the Public shareholder

Category & Name of the shareholders	PAN	No. of shares held	No. of fully paid up equity shares held	Partly paid up equity shares held	No. of underlying Depository Receipts	Total nos. shares held	Shareholding % calculated as per SCRR, 1957 As a % of (A+B+C2)	Number of Voting Rights held in each class of securities			No. of Shares Underlying Outstanding convertible securities (including Warrants)	Shareholding, as a % assuming full conversion of convertible securities (as a % of diluted share capital)	Number of Locked in shares		Number of Shares pledged or otherwise encumbered		Number of equity shares held in dematerialised form	
								No of Voting Rights					Total as a % of (A+B+C)	No. (a)	As a % of total Shares held (b)	No. (a)		As a % of total Shares held (b)
								Class eg: X	Class eg: Y	Total								
(i)	(ii)	(iii)	(iv)	(v)	(vi)	(vii) = (iv)+(v)+ (vi)	(viii) = As a % of (A+B+C2)	(ix)			(x)	(xi) = (vii)+(x) As a % of (A+B+C2)	(xii)	(xiii)		(xiv)		
1	Institutions																	
(a)	Mutual Fund		0	0	0	0	0	0	0	0	0	0	0	0	0	0	0	0
(b)	Venture Capital Funds		0	0	0	0	0	0	0	0	0	0	0	0	0	0	0	0
(c)	Alternate Investment Funds		0	0	0	0	0	0	0	0	0	0	0	0	0	0	0	0
(d)	Foreign Venture Capital Investors		0	0	0	0	0	0	0	0	0	0	0	0	0	0	0	0
(e)	Foreign Portfolio Investor		0	0	0	0	0	0	0	0	0	0	0	0	0	0	0	0
(f)	Financial Institutions / Banks		0	0	0	0	0	0	0	0	0	0	0	0	0	0	0	0
(g)	Insurance Companies		0	0	0	0	0	0	0	0	0	0	0	0	0	0	0	0
(h)	Provident Funds/ Pension Funds		0	0	0	0	0	0	0	0	0	0	0	0	0	0	0	0


For PH TRADING LTD.  
  
 Director



Table III - Statement showing shareholding pattern of the Public shareholder

Category & Name of the shareholders	PAN	No. of shares held	No. of fully paid up equity shares held	Partly paid-up equity shares held	No. of shares underlying Depository Receipts	Total nos. shares held	Shareholding % calculated as per SCRR, 1957 As a % of (A+B+C2)	Number of Voting Rights held in each class of securities			No. of Shares Underlying Outstanding convertible securities (including Warrants)	Shareholding, as a % assuming full conversion of convertible securities (as a % of diluted share capital)	Number of Locked in shares		Number of Shares pledged or otherwise encumbered		Number of equity shares held in dematerialised form		
								No of Voting Rights		Total as a % of (A+B+C)			No. (a)	As a % of total Shares held(b)	No. (a)	As a % of total Shares held (b)			
								Class eg: X	Class eg: Y									Total	
(I)	(II)	(III)	(IV)	(V)	(VI)	(VII) = (IV)+(V)+(VI)	(VIII) = As a % of (A+B+C2)	(IX)			(X)	(XI) = (VII)+(X) As a % of (A+B+C2)	(XII)		(XIII)		(XIV)		
(i) Any Other (Specify)		0	0	0	0	0	0	0	0	0	0	0	0	0	0	0	0	0	0
Sub Total (B)(1)		0	0	0	0	0	0	0	0	0	0	0	0	0	0	0	0	0	0
2 Central/ State Government/ President of India																			
Sub Total (B)(2)		0	0	0	0	0	0	0	0	0	0	0	0	0	0	0	0	0	0
3 Non-Institutions																			
(a) Individuals																			
i. Individual shareholders holding nominal share capital up to Rs. 2 lakhs.		29	60540	0	0	60540	12.61	60540	0	60540	12.61	0	12.61	0	0	0	0	0	20300
GHANSHYAM DAS YADUKA	AAMPY2199 Q	0	20000	0	0	20000	4.17	20000	0	20000	4.17	0	4.17	0	0	0	0	0	0
CHITTARMAL AGARWAL	ADAPA2588G	1	10000	0	0	10000	2.08	10000	0	10000	2.08	0	2.08	0	0	0	0	0	0
RANI AGARWAL	ACXPA1109R	1	6000	0	0	6000	1.25	6000	0	6000	1.25	0	1.25	0	0	0	0	0	0

For PH TRADING LTD  
*Umesh Singh*  
 Director



Table III - Statement showing shareholding pattern of the Public shareholder																		
Category & Name of the shareholders	PAN	No. of shareholders	No. of fully paid up equity shares held	Partly paid up equity shares held	No. of shares underlying Depository Receipts	Total nos. shares held	Shareholding % calculated as per SCRR, 1957 As a % of (A+B+C2)	Number of Voting Rights held in each class of securities			No. of Shares Outstanding convertible securities (including Warrants)	Shareholding, as a % assuming full conversion of convertible securities (as a % of diluted share capital)	Number of Locked in shares		Number of Shares pledged or otherwise encumbered		Number of equity shares held in dematerialised form	
								No of Voting Rights					Total as a % of (A+B+C)	No. (a)	As a % of total Shares held (b)	No. (a)		As a % of total Shares held (b)
								Class eg: X	Class eg: Y	Total								
(I)	(II)	(III)	(IV)	(V)	(VI)	(VII) = (IV)+(V)+(VI)	(VIII) As a % of (A+B+C2)	(IX)			(X)	(XI) = (VII)+(X) As a % of (A+B+C2)	(XII)	(XIII)		(XIV)		
B P YADUKA HUF	AACHB1883J	1	20000	0	0	20000	4.17	20000	0	20000	4.17	0	4.17	0	0	0	0	20000
ii. Individual shareholders holding nominal share capital in excess of Rs. 2 lakhs.		1	23200	0	0	23200	4.83	23200	0	23200	4.83	0	4.83	0	0	0	0	0
BASUDEO PRASAD YADUKA	AAMPY3543J	1	23200	0	0	23200	4.83	23200	0	23200	4.83	0	4.83	0	0	0	0	0
(b) NBFCs registered with RBI		0	0	0	0	0	0	0	0	0	0	0	0	0	0	0	0	0
(c) Employee Trusts		0	0	0	0	0	0	0	0	0	0	0	0	0	0	0	0	0
(d) Overseas Depositories (holding DRs) (balancing figure)		0	0	0	0	0	0	0	0	0	0	0	0	0	0	0	0	0
(e) Any Other (Specify)		0	0	0	0	0	0	0	0	0	0	0	0	0	0	0	0	0
Bodies Corporate		6	81310	0	0	81310	16.94	81310	0	81310	16.94	0	16.94	0	0	0	0	23710


For PH TRADING LTD  
  
Director



Table III - Statement showing shareholding pattern of the Public shareholder

Category & Name of the shareholders	PAN	Nos. of shares held	No. of fully paid up equity shares held	Partly paid up equity shares held	No. of shares underlying Depository Receipts	Total nos. shares held	Shareholding % calculated as per SCRR, 1957 As a % of (A+B+C2)	Number of Voting Rights held in each class of securities			No. of Shares Underlying Outstanding convertible securities (including Warrants)	Shareholding, as a % assuming full conversion of convertible securities (as a % of diluted share capital)	Number of Locked in shares		Number of Shares pledged or otherwise encumbered		Number of equity shares held in dematerialised form	
								No of Voting Rights					Total as a % of (A+B+C)	No. (a)	As a % of total Shares held (b)			
								Class eg: X	Class eg: Y	Total								
(I)	(II)	(III)	(IV)	(V)	(VI)	(VII) = (IV)+(V)+(VI)	(VIII) As a % of (A+B+C2)	(IX)			(X)	(XI) = (VII)+(X) As a % of (A+B+C2)	(XII)	(XIII)		(XIV)		
MARKS N GLIX AUTOMOTIVES PRIVATE LIMITED	AAICA2105K		12000	0	0	12000	2.50	12000	0	12000	2.50	0	2.50	0	0	0		12000
MARKS N GLIX MOTORS PRIVATE LIMITED	AAFMC5831R		11710	0	0	11710	2.44	11710	0	11710	2.44	0	2.44	0	0	0		11710
ASHVINAYAK TRADERS PVT. LTD.	AAKCA3637Q		18000	0	0	18000	3.75	18000	0	18000	3.75	0	3.75	0	0	0		0
SUKARMA COMMERCE PVT. LTD.	AARCS1809H		18000	0	0	18000	3.75	18000	0	18000	3.75	0	3.75	0	0	0		0
PRADHAN DEALERS PRIVATE LIMITED	AAGCP5008A		12600	0	0	12600	2.63	12600	0	12600	2.63	0	2.63	0	0	0		0
PRANESH TRADERS PVT LTD	AAGCP5010L		9000	0	0	9000	1.87	9000	0	9000	1.87	0	1.87	0	0	0		0
Sub Total (B){3}		36	165050	0	0	165050	34.39	165050	0	165050	34.39	0	34.39	0	0	0	0	44010
Total Public Shareholding (B)={B}{1}+{B}{2}+{B}{3}		36	165050	0	0	165050	34.39	165050	0	165050	34.39	0	34.39	0	0	0	0	44010

FOR PH TRADING LTD:



  
Director



Table IV - Statement showing shareholding pattern of the Non Promoter- Non Public shareholder

Category & Name of the shareholders	PAN	Nos. of shareholders	No. of fully paid up equity shares held	Partly paid-up equity shares held	No. of shares underlying Depository Receipts	Total nos. shares held	Shareholding % calculated as per SCRR, 1957 As a % of (A+B+C2)	Number of Voting Rights held in each class of securities			No. of Shares Underlying Outstanding convertible securities (including Warrants)	Shareholding, as a % assuming full conversion of convertible securities (as a percentage of diluted share capital)	Number of Locked in shares		Number of Shares pledged or otherwise encumbered		Number of equity shares held in dematerialised form	
								No of Voting Rights					Total as a % of (A+B+C)	No. (a)	As a % of total Shares held (b)	No. (a)		As a % of total Shares held (b)
								Classes eg: X	Classes eg: Y	Total								
(I)	(II)	(III)	(IV)	(V)	(VI)	(VII) = (IV) + (V) + (VI)	(VIII) As a % of (A+B+C2)	(IX)			(X)	(XI) = (VII) + (X) As a % of (A+B+C2)	(XII)		(XIII)		(XIV)	
1	Custodian/DR Holder		0	0	0	0	0	0	0	0	0	0	0	0	0	0	0	0
2	Employee Benefit Trust (under SEBI (Share based Employee Benefit) Regulations, 2014)		0	0	0	0	0	0	0	0	0	0	0	0	0	0	0	0
	Total Non-Promoter- Non Public Shareholding (C) = (C)(1)+(C)(2)		0	0	0	0	0	0	0	0	0	0	0	0	0	0	0	0

Note:

(1) PAN would not be displayed on website of Stock Exchange(s).

(2) The above format needs to disclose name of all holders holding more than 1% of total number of shares

(3) W.r.t. the information pertaining to Depository Receipts, the same may be disclosed in the respective columns to the extent information available and the balance to be disclosed as held by custodian.


For PH TRAL LTD.  
  
 Director



Table V – Statement showing details of significant beneficial owners (SBOS)

Details of the significant Beneficial Owner (I)			Details of the registered owner (II)			Details of holding/exercise of right of the SBO in the reporting Company, whether direct or indirect* (III)		Date of creation / acquisition of significant beneficial interest (IV)
Name	PAN	Nationality	Name	PAN	Nationality	Number of shares	Shareholding as a % of total no. of shares { calculated as per SCRR, 1957}  As a % of (A+B+C2)	
AVISHEK HIMATSINGKA	AASPH1474M	INDIAN				290950	60.61 % (DIRECT HOLDING)	27-09-2011

For PH TRADING LTD.

*Himatsingka*  
Director